



BOOKS TO READ!

Chicka Chicka Boom Boom by Bill Martin Jr.
Alphabatics by Suse MacDonald
Eating the Alphabet by Lois Ehlert
Old Black Fly by Jim Aylesworth
A, B, See by Tana Hoban
Away From Home by Anita Lobel
C is for Caboose by Traci N. Todd
Bad Kitty by Nick Bruel
A is for Artist by Ella Doran
Bruno Munari's ABC by Bruno Munari
AlphaOops! The Day Z Went First
 by Alethea Kontis
Alphabet Under Construction
 by Denise Fleming
*Just in Case: A Trickster Tale and Spanish
 Alphabet Book* by Yuyi Morales
SuperHero ABC by Bob McLeod
F is for Fiesta by Susan Middleton Elya
Shiver Me Letters: A Pirate ABC
 by June Sobel
Max's ABC by Rosemary Wells
On Your Toes: A Ballet ABC
 by Rachel Isadora
ABC by Dorling Kindersley
*P is for Palmetto: A South Carolina
 Alphabet* by Carol Crane

Step, Run, Totter

Baby steps,

Toddler totters

Child runs headlong —
 into books!









—Linda Lucas Walling

Around the State

Okra Strut, Irmo (Lexington County)
 Apple Festival, Westminster (Oconee County)
 Harvest Day Festival, Inman
 (Spartanburg County)
 Harvest Hoedown Festival, Aynor
 (Horry County)
 Aiken's Makin', Aiken (Aiken County)
 Yemassee Shrimp Festival, Yemassee
 (Beaufort County)
 Gold Leaf Festival, Mullins (Marion County)

September: Letters

South Carolina Spotlight: Betsy Byars has written over sixty books for young people. She began her writing career five years after her graduation from Queens College in Charlotte by publishing short magazine articles. As she began to read to her children, her interest in writing for young people began. Her first book, *Clementine*, was published in 1962 and since then she has authored many award winning books including the Newbery Medal winner *The Summer of the Swans*. Betsy lives with her husband Ed on an air strip in the upstate of South Carolina.

Sunday	Monday	Tuesday	Wednesday	Thursday	Friday	Saturday
		<p>A is for Apple Eat an apple and count the seeds. Criss Cross Apple Sauce Spiders crawling up your back Spiders here, Spiders there Spiders even in your hair Cool breeze, tight squeeze Now you've got the shiveries</p>	<p>Make an ABC book to work on all month Fold over paper or cut up pieces of paper until you have 26. Together, write the letter on the top of each page. Fill in your book with drawings or cut up pictures all month long!</p>	<p>F is for Fort Make a fort with your child out of pillows and blankets.</p>	<p>N is for Noodle Help your child spell their name or make the alphabet using spaghetti.</p> 	<p>Do you have your library card? Visit your local library! C is for Cat. Read The Cat in the Hat together.</p>
<p>Q is for Quilt Draw a family quilt on paper and have each family member decorate one or more squares.</p>	<p>All Letter Day! Point out the letters you recognize in signs throughout the day.</p>	<p>E is for Exercise Do a few simple exercises with your child, such as jumping jacks or touching toes. The square dance is South Carolina's folk dance. Do a square dance if you know it. Talk about why exercise is important.</p>	<p>B is for Bumblebee (Put your hands together like a bee hive and say...) This is my bee hive, but where are the bees? Hidden inside where nobody sees, One, two, three, four, five (Pop fingers up while counting) They bzzzzzz away to the trees!</p>	<p>S is for Sign Language Explain the idea of sign language to your child. They already know how to say hello and goodbye by waving. Teach them how to say "I love you."</p> 	<p>W is for Wash Make paint with shaving cream and a few drops of food coloring. Let your child paint with it in the tub during bath time, then wash it all away.</p>	<p>G is for Grandparents Tell your child a story about their grandparents or have a grandparent tell a story about their childhood.</p>
<p>L is for Leaves Take a walk outside and find leaves. Try to find ten different kinds of leaves and three different colors of leaves.</p>	<p>M is for Music Teach your child to sing the alphabet to the tune of <i>Mary Had a Little Lamb</i>. Try using the same tune to sing this Mother Goose rhyme: Great A, little a, bouncing B! The Cat's in the cupboard and can't see me. Make up some hand motions together.</p>	<p>H is for Hat Try using different household objects as hats and see how long you can keep them on your head. Draw self-portraits with your child where you are each wearing a silly hat.</p>	<p>V is for Vegetables Name a vegetable that starts with each letter of the alphabet.</p> 	<p>P is for Pat-a-cake Pat-a-cake, pat-a-cake, baker's man, Bake me a cake as fast as you can. Roll it, and prick it, and mark it with a "B" And put it in the oven for Baby and me!</p>	<p>Vowels! Check out <i>Chicka Chicka Boom Boom</i> from your library. Create a coconut tree with only vowels at the top of the tree.</p>	<p>O is for Origami Origami is the Japanese art of making objects by folding paper. Help your child make a paper airplane.</p>
<p>D is for Dig Fill a small container with dirt and hide objects in it. Have your child dig to find the objects.</p>	<p>T is for Treasure Hunt Find objects around the house that start with each letter of the alphabet.</p> 	<p>U is for Uno Learn to count to ten in Spanish.</p> <p>1. uno 6. seis 2. dos 7. siete 3. tres 8. ocho 4. cuatro 9. nueve 5. cinco 10. diez</p>	<p>Y is for Yellow Point out the yellow objects you see throughout the day.</p>	<p>I is for Ice Melt ice cubes and talk about temperature. Have your child think of two things that are hot and two other things that are cold.</p>	<p>Z is for Zoo Help your child spell out their name with an animal for each letter. Draw these animals to make a zoo.</p>	<p>K is for Kite Draw and decorate a kite, or make a small kite by gluing two popsicle sticks into a cross and gluing paper cut in a diamond shape on top.</p>
<p>Make salt dough Use the dough to spell out your initials or your name. Don't forget to wash your hands!</p>	<p>J is for Jump Play some jumping games with your child, like leap frog, jump rope, or jumping jacks.</p>	<p>X is for X-marks-the-spot Find your country, state, and city on a map. Draw a map of your neighborhood.</p>	<p>R is for Ring Around the Rosie Teach your child the rhyme and actions. Ring around the rosie A pocketful of posies "Ashes, Ashes" We all fall down!</p>	<p>National Mushroom Month</p> 	<p>International Day of Peace: September 21</p> 	<p>Honey Month</p> 