



BOOKS TO READ!

My Friend Jacob by Lucille Clifton
Are You Ready to Play Outside?
by Mo Willems
Bear Feels Scared by Karma Wilson
I Will Surprise My Friend! by Mo Willems
The Lonely Moose by John Segal
The New Girl...and Me by Jacqui Robbins
Across the Alley by Richard Michelson
Where are You Going? To See My Friend!
by Eric Carle and Kazuo Iwamura
Who Will Be My Friends? by Syd Hoff
Frog and Toad Are Friends by Arnold Lobel
A Weekend with Wendell by Kevin Henkes
Chester's Way by Kevin Henkes
Do You Want To Be My Friend? by Eric Carle
Two Good Friends by Judy Delton
My Cat Beany by Jane Feder
Pete and Roland by Bob Graham
Making Friends by Fred Rogers
I'm Not Oscar's Friend Anymore
by Marjorie Weinman Sharmat
Stevie by John Steptoe
Fast Friends by James Stevenson
I Know a Lady by Charlotte Zolotow
Ernest and Celestine's Picnic
by Gabrielle Vincent
My Best Friend Moved Away
by Nancy Carlson
Help!: A Story of Friendship by Holly Keller
People by Peter Spier
*Animal Friends: A Collection of Poems for
Children* by Michael Hague
Be Gentle! by Virginia Miller
Boo's Dinosaur by Betsy Byars

Jump into Books!

Page by Page, Page by Page
Come Along and Set the Stage
Climb Up Jack's Beanstalk
Hear Aesop's Animals Talk
Watch the Hungry Caterpillar walk
And become engaged!
Page by Page, Page by Page
Come Along and Set the Stage
Thing One or Thing Two
Horton Hears a Who
Fish Colors of Red or Blue
Page by page!









South Carolina Spotlight: Jacqueline Woodson

Jacqueline Woodson spent her early childhood in Greenville and now lives in Brooklyn, New York. Her award-winning books for both children and young adults feature African-American characters and tell compelling stories. She says "I loved and still love watching words flower into sentences and sentences blossom into stories."

December: Friends

“The right book for the right child at the right time’ isn’t just a slogan. It’s a reminder that every child has likes and dislikes that we want to respect when choosing books. Silly or scary, bulldozers or ballerinas- we need to know the child and know the books in order to make choices that will create enthusiastic readers.”

— Fran Hawk, South Carolina author of children’s books including *Count Down to Fall*

Sunday	Monday	Tuesday	Wednesday	Thursday	Friday	Saturday
<p>National Tie Month</p> 	<p>Help your child make snowflakes by cutting them out of paper. String them together to make a garland to hang in the window, or tape individual snowflakes in the window.</p>	<p>The word friend begins with the letter F</p> <p>Talk about this and then find other things that begin with F.</p> 	<p>Each of you draw a picture of a friend and write one nice word underneath.</p>	<p>Use salt dough to make letters of the name or initials of a friend.</p> 	<p>Sing together about your friends</p> <p>Insert each person’s name. Tune: <i>BINGO</i> I have a very special friend and can you guess her name-o? J-U-L-I-E J-U-L-I-E J-U-L-I-E And Julie is her name-o</p>	<p>Visit your library</p> <p>Check out books about snow and winter. Talk about winter in South Carolina and winter in other places.</p>
<p>Draw a picture or make a card to give to a friend.</p>	<p>Make up a story about friends with your child by taking turns and each telling a little bit.</p>	<p>With your child, pretend to be snowflakes, snowballs, and snowmen, and then melt.</p>	<p>Have your child learn about a friend by asking them questions about their family, pets, likes, and dislikes.</p>	<p>Sing The Friendship Song</p> <p>Make new friends but keep the old. One is silver and the other gold. Can you sing it in a round?</p>	<p>Tell your child a story about one of your friends.</p>	<p>Invite one of your child’s friends over to play or meet them and their parents at a park or other location.</p>
<p>Tell a story about a special meal you had with friends, then make a meal together.</p>	<p>Talk about why friends are important.</p> 	<p>Spend some time together reading books about friends, sharing, or holidays.</p>	<p>Celebrate Haiku poetry</p> <p>You may want to check out <i>If Not for the Cat</i> by Jack Prelutsky from the library.</p>	<p>Have your child tell you a story about a snowflake that makes friends.</p> 	<p>Make a holiday or winter card for a friend.</p>	<p>Sing Friend of Mine</p> <p>Tune: <i>Mary Had a Little Lamb</i> Will you be a friend of mine, a friend of mine, a friend of mine? Will you be a friend of mine and (insert an action) around with me? (Name) is a friend of mine, friend of mine, friend of mine, (Name) is a friend of mine, who (insert same action) around with me.</p>
<p>Help your child practice zipping their coat and take a walk. Talk about any animals you see outside who seem like friends.</p>	<p>Help your child write a description of a friend using words that start with the letters of that friend’s name.</p>	<p>Make a puppet show about friendship. Draw an outline of boys and girls who are your friends. Attach to popsicle sticks or straws.</p>	<p>Make up a rhyme about friends and clap out the beat.</p>	<p>Follow the Leader Game</p> <p>Everyone marches in a circle or line and chants: Follow the Leader wherever he goes What he does next, nobody knows! What does the leader do?</p>	<p>Are you having a family celebration?</p> <p>Talk about your special family celebrations or traditions.</p>	<p>Chubby Little Snowman</p> <p>Write a poem about a chubby little snowman.</p> 
<p>Talk about how animals can be friends too. If possible, relate this to a pet or other animal your child knows.</p> 	<p>On wax paper, have your child squirt glue, using one continuous stream of glue, into a design. Sprinkle with glitter. Allow up to five days to dry. Peel from wax paper and hang.</p>	<p>Talk about Winter clothes and playing outside with friends</p> <p>Sing: <i>Putting on Mittens</i> Tune: <i>The Farmer in the Dell</i> Thumbs in the thumb place, Fingers all together. This is the song we sing, In mitten weather.</p>	<p>Help your child come up with New Year’s resolutions. Silly ones are ok!</p> 	<p>Talk about New Year’s Eve and practice counting backwards from ten.</p>	<p>Sing I’m a Great Big Snowman</p> <p>Tune: <i>I’m a Little Teapot</i> I’m a great big snowman, Tall and fat. Here is my tummy. Here is my hat. Raisins for my eyes, And a carrot nose, I’m all snow from head to toe!</p>	<p>Read a book and substitute your child’s name for a name in the story.</p>